

**Multiple Load Handler Questionnaire**



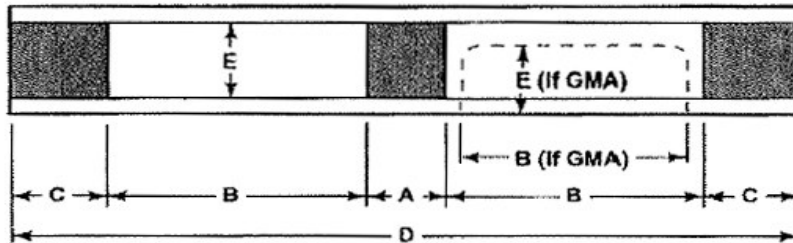
**Multiple Load Handler**

**REQUESTOR INFORMATION :**

Name: \_\_\_\_\_ Tel No: \_\_\_\_\_  
 Company Name: \_\_\_\_\_ Fax No: \_\_\_\_\_

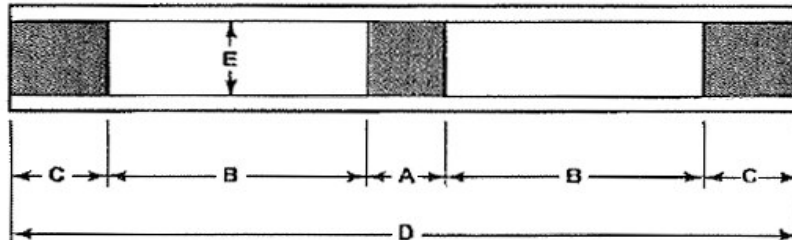
Lift Truck Mounting class       Class II       Class III

Truck Carriage Width \_\_\_\_\_



**Side 1  
Dimensions**

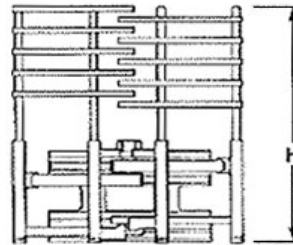
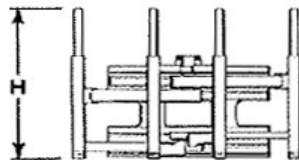
A \_\_\_\_\_ B \_\_\_\_\_ C \_\_\_\_\_ D \_\_\_\_\_ E \_\_\_\_\_



**Side 2  
Dimensions**

A \_\_\_\_\_ B \_\_\_\_\_ C \_\_\_\_\_ D \_\_\_\_\_ E \_\_\_\_\_

Check Backrest Style



Load Backrest Height: **H** \_\_\_\_\_ Load Weight \_\_\_\_\_ Load Height \_\_\_\_\_

Notes: \_\_\_\_\_

**Use multiple sheets if more than one style pallet is handled**

---

**Multiple Load Handler Questionnaire**

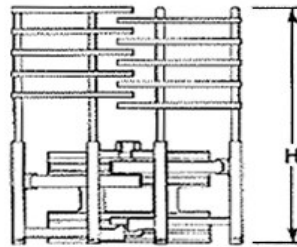
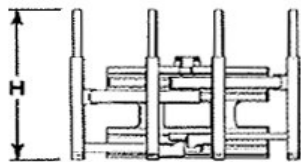
---

Please sketch your pallet

---

---

Check Backrest Style



Load Backrest Height: **H** \_\_\_\_\_ Load Weight \_\_\_\_\_ Load Height \_\_\_\_\_

Notes: \_\_\_\_\_

**Use multiple sheets if more than one style pallet is handled**

---